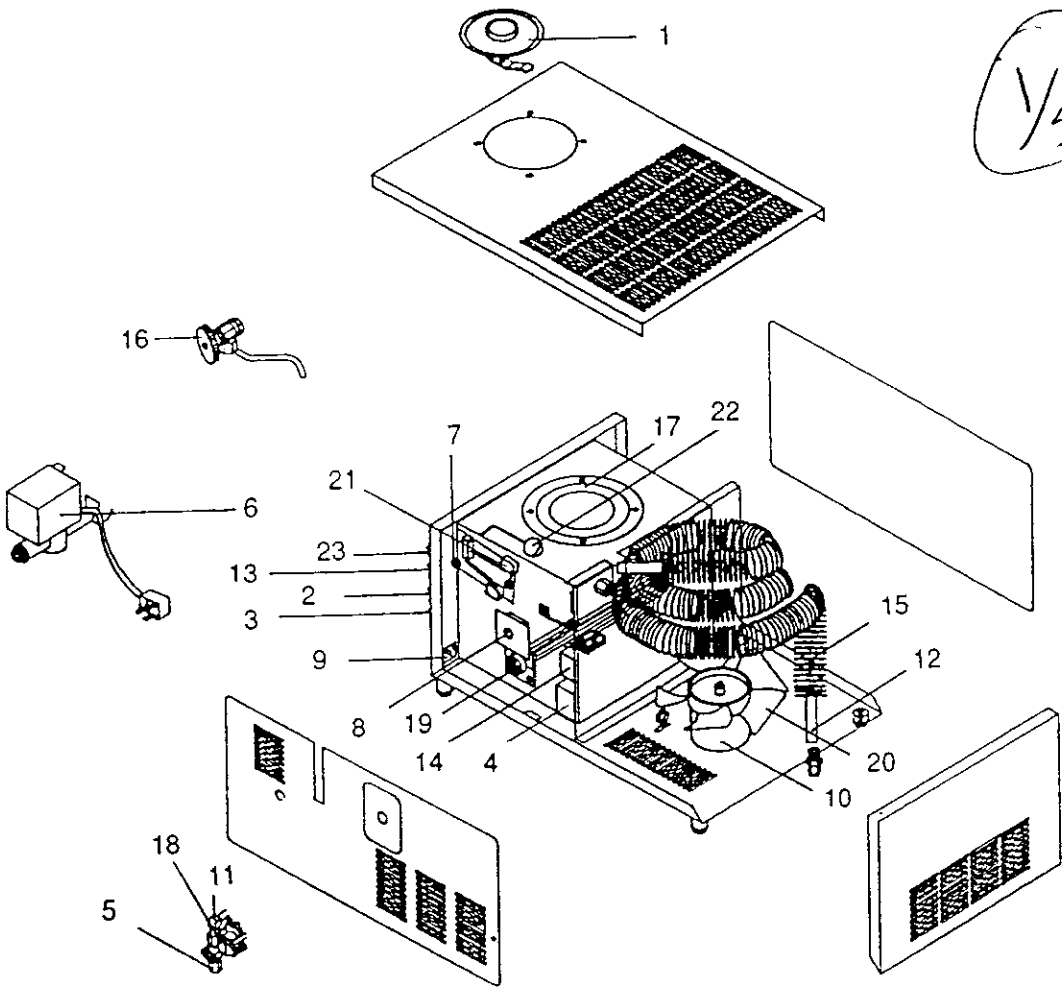


1/5



For further assistance, contact your Distributor, Service Center or Pure Water, Inc. Service Department.

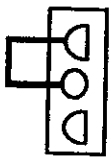
No.	Part No.	Description	No.	Part No.	Description
1	409	Boiling tank lid assembly	13	643	Manual water fill switch
2	642	Heating element switch	14	7206	Heater relay
3	642	fan switch	15	606	Condensing coil
4	7208	Level control relay	16	95	Drain valve (2000 series)
5	9550	1/4" Plastic compression nut	17	6010	Cover gasket
6	32502	Drain valve (2000-S series)	18	635	Water solenoid
7	647	Micro switch kit (boiling tank)	19	634	Heating element
8	7039	Reset	20	639	Fan blade
9	7011	Demand pump recepticle	21	609	Actuator arm kit
10	653	Fan motor	22	645	Float (boiling tank)
11	9528A	Elbow w/nut and sleeve (2000 series)	23	648	Main power switch
12	4593	Nygal sleeve			

Parts not shown or on storage tank

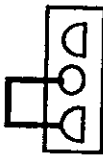
Part no.	Description	Part no.	Description	Part no.	Description
9514	Saddle tapping valve	9552	Brass street elbow	7011	Drain valve recepticle
408	Storage tank lid assembly	9555	Faucet (Storage tank)	9616	1/2" male connector for 4750
411	Vent plug	19005	Strainer	518	Extension tube
644	Float (Storage tank)	604	Float bush "O" ring kit	90	Nipple for ST faucet
9561	Drain shutoff valve	9562	Plastic elbow	7129	5-pin connector
7015	Strain relief	654	Micro switches (ST)	4110	Junction box
4545	10-Gallon Storage tank	4546-P	H-frame	9070	Washer based cap nuts
650	Nut and gasket for 9555	95107	Plastic taper nut	9526-25R	Water line tubing
240 Volt parts					
70103	Fan motor w/o blade	70100	Heating element	7208V	Large relay
7206V	Small relay	32502V	Drain Valve (2000-S)	70106	Water solenoid

AQUA D 2000/2000S 10 GAL. STORAGE TANK WIRING DIAGRAM

CONFIDENTIAL

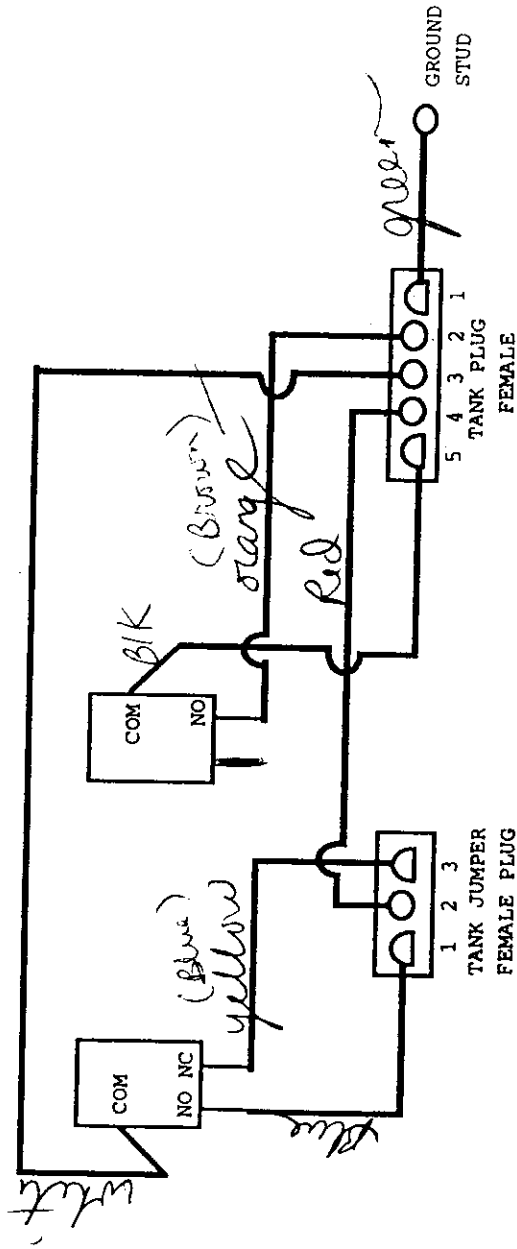


2000 TANK JUMPER MALE PLUG (manual)



2000S TANK JUMPER MALE PLUG (auto)

IN Storage Tank

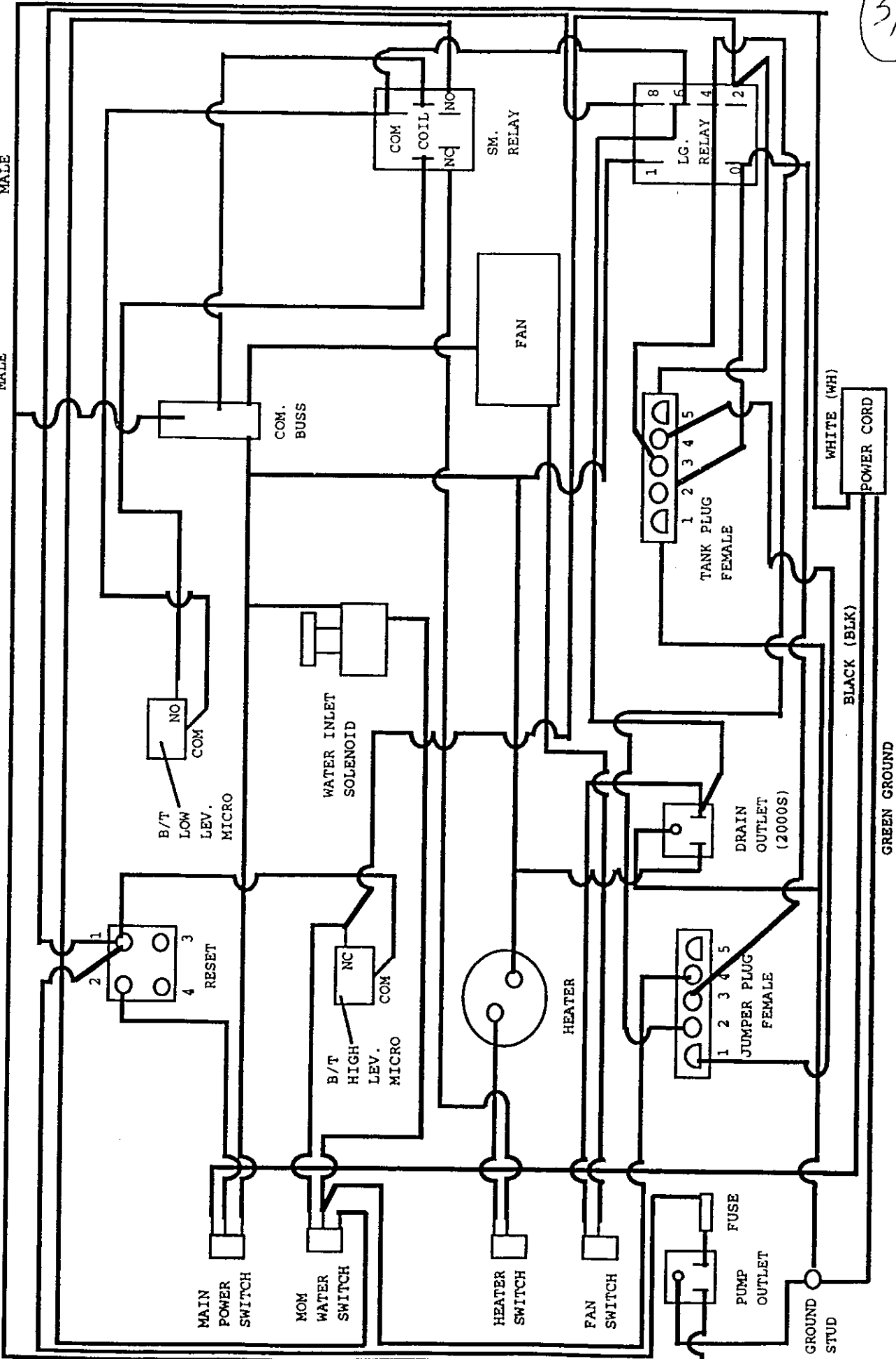
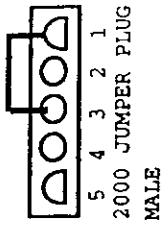
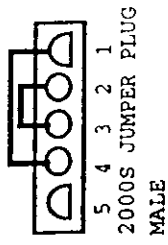


2/5

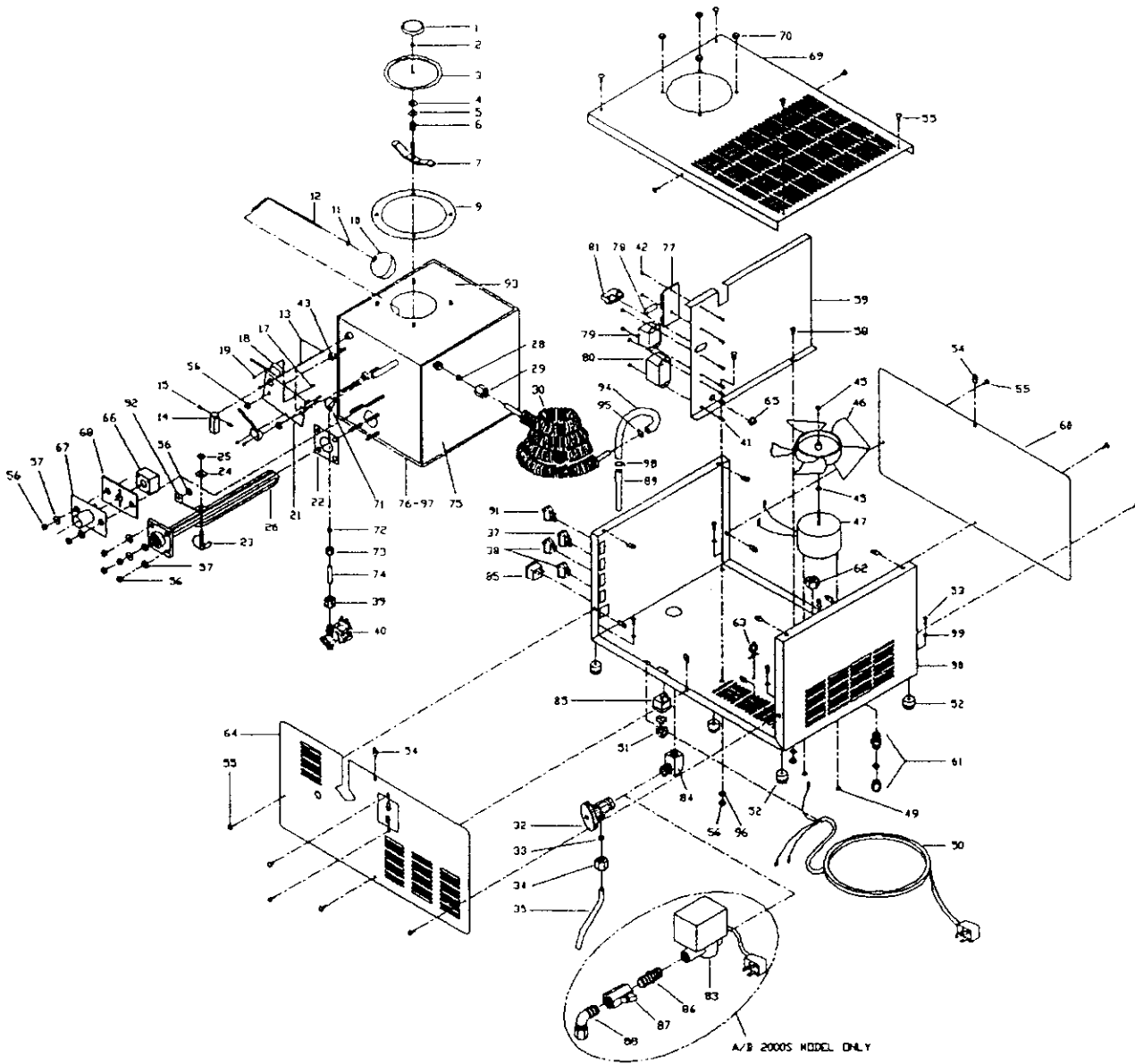
AQUA D 2000/2000S PURIFIER WIRING DIAGRAM

CONFIDENTIAL

3/5



4/5



DWG NO A00401 REV 5

5/5

KEY #	PART #		DESCRIPTION	KEY #	PART #		DESCRIPTION
	120V	240V			120V	240V	
1	8002	8002	Lid Knob	50	4761	4761	Power Cord
2	6022	6022	O-Ring	51	7015	7015	Cord Restraint
3	519	519	Lid Disc	52	9083	9083	Leg
4	6049	6049	Gasket	53	9056	9056	Screw, 10-24 x 1/2
5	9009	9009	Flat Washer, 1/4" SS	54	9047	9047	Speed Clip Nut
6	9085	9085	Spring	55	9029	9029	Sheet Metal Screw, 10-16 x 1/2 SS
7	402A-02	402A-02	Crossbar Studded	56	9045	9045	Nut, 1/4-20 Hex SS
8	409	409	B/T Lid Kit (incl. #1-#7)	57	9009	9009	Flat Washer, 1/4" SS
9	6010	6010	Boiling Tank Gasket	58	9027	9027	Screw, 1/4-20 x 3/8
10	9519	9519	Float Ball	59	4701A-02	4701A-02	Deflector Plate Studded
11	9018	9018	Nut, 6-32 Hex SS	60	4102	4102	Front Plate
12	514	514	Float Rod	61	7026	7026	Coil Restraint
13	604	604	O-Ring & Bushing Kit	62	7026A	7026A	Restraint Lock Nut
14	9082	9082	Actuating Arm	63	7230	7230	Wire Holder
15	9024	9024	Set Screw, 10-32 x 3/8	64	4203	4203	Back Plate
16	645	645	Float Kit (incl. #10-#15)	65	7012	7012	Open-Closed Bushing
17	9001	9001	Screw, 4-40 x 5/8	66	7069	7069	Reset
18	7207	7207	Microswitch	67	423A	423A	Retainer Plate Assy., SS
19	9041	9041	Nut, 4-40 Hex SS	68	540	540	Retainer Plate
20	647	647	Microswitch Kit, (incl. #17-#19)	69	4201	4201	Top Plate
21	4108	4108	Switch Plate	70	9039	9039	Cap Nut, 1/4-20 SS
22	6005	6005	Gasket	71	9528A	9528A	Elbow, 1/4" Comp. x 1/8" NPT Male
23	400A-02	400A-02	U-Clamp Studded	72	9537B	9537B	Sleeve, 1/4"
24	9009	9009	Flat Washer, 1/4" SS	73	9537A	9537A	Comp. Nut, 1/4"
25	9061	9061	Nut, 10-24 Hex SS	74	515	515	Inlet Tube
26	7070	70100	Heating Element, 1500W	75	6030	6030	B/T Insulation (Side)
27	634	634V	Heating Element Kit (incl. #22-#26)	76	6031	6031	B/T Insulation (Bottom)
28	9530	9530	Comp. Nut Sleeve, 3/8 SS	77	7215	7215	Terminal Buss
29	9510	9510	Comp. Nut, 3/8 SS	78	7217	7217	Fuse, 1 Amp
30	9513	9513	Condensing Coil	79	7206	7206V	Heating Element Relay
31	606	606	Coil Kit (incl. #28-#30)	80	7208	7208V	Control Relay
32	9508	9508	Drain Valve	81	7129	7129	5-Circuit Cap
33	87	87	Comp. Nut Sleeve	82	7246	7246	Cable Tie
34	84	84	Comp. Nut	83	4727	4727V	Automatic Drain Valve Assy. (2000S)
35	518	518	Drain Extention Tube	84	9552	9552	Elbow, 1/2MPT x 1/2 FPT
36	611	611	Drain Ext. Tube Kit (incl. #33-#35)	85	4510	4510	Plug Outlet
37	7227	7227	Momentary Switch	86	95107	95107	Close Nipple (2000S)
38	7228	7228	ON/OFF Switch	87	9561	9561	Ball Valve (2000S)
39	9550	9550	Comp. Nut, 1/4"	88	9562	9562	Elbow, 1/2 Comp. x 1/2MPT (2000S)
40	7231	70106	Solenoid	89	4095	4095	S/T Inlet/Coil Ext. Tube
41	9095	9095	Screw, 8-32 x 1/2 SS	90	4700A-02	4700A-02	Base Studded
42	9043	9043	Nut, 8-32 Hex SS	91	7232	7232	Power Switch, Red Lighted
43	8070	8070	Nylon Spacer	92	508	508	Heat Tab
44	635	635V	Solenoid Kit (incl. #39-#40)	93	4707A-02	4707A-02	Boiling Tank Studded
45	9092	9092	Push Nut	94	9541	9541	Silicone Tubing
46	7010	7010	Fan Blade	95	9922	9922	Wire Spring Clamp, 19/32"
47	7092	70103	Fan Motor	96	9032	9032	Star Washer, 1/4"
48	653	653V	Fan Motor Kit (incl. #45-#47)	97	6029	6029	Insulation, 3/4" Thk. x 4" x 4"
49	9003	9003	Lock Nut, 8-32	98	9921	9921	Wire Spring Clamp, 5/8"
				99	9046	9046	Star Washer, #10